
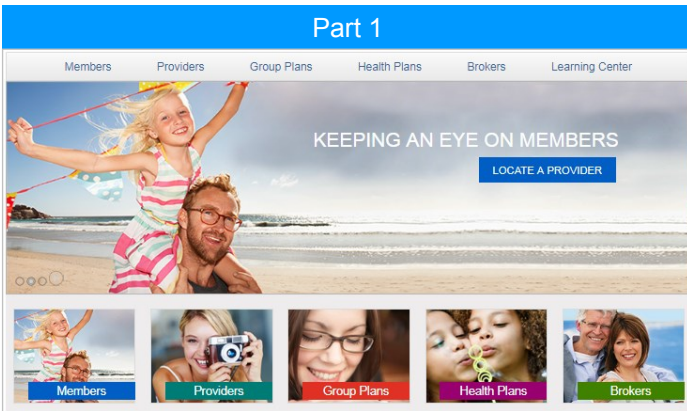


FILE AN OUT-OF-NETWORK CLAIM ONLINE

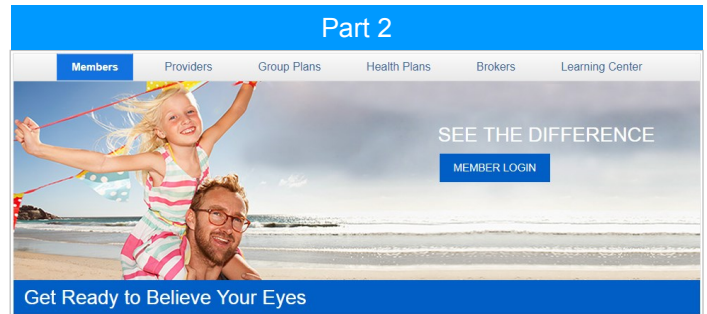


Members can submit an out-of-network claim through the secure Member Portal on SuperiorVision.com.

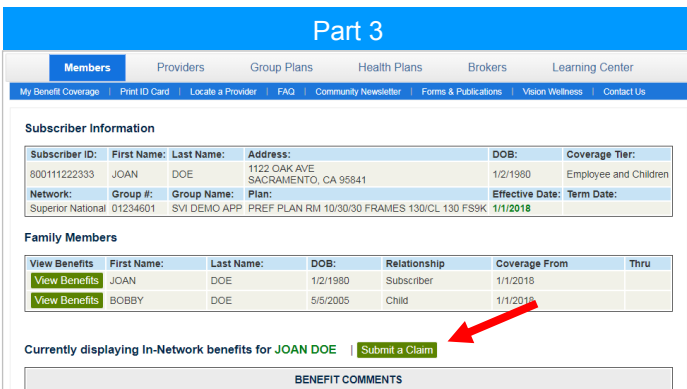
Out-of-network claims are processed against your out-of-network benefits and will be reimbursed according to your vision plan's out-of-network rates.



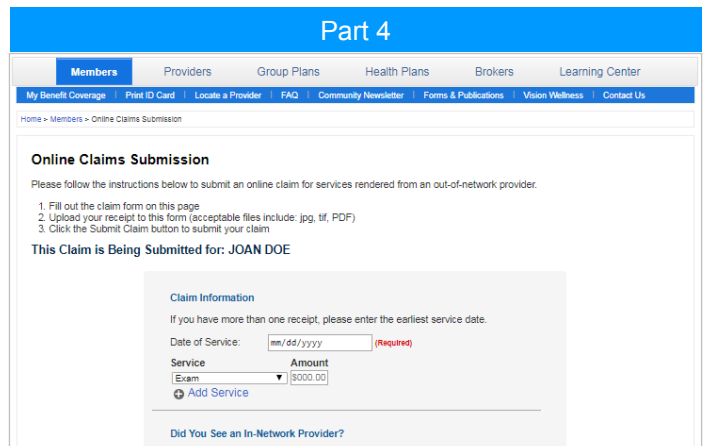
From the home page of our website, select Members from the navigation.



From the Members landing page, click the Member Login button and follow the instructions on the following screen to login.



Select the family member for whom you want to submit a claim and click the Submit a Claim button.



Complete the online claim form.

- Include the information about your claim,
- Upload your receipts,
- Check the Please Confirm box to acknowledge this is an out-of-network claim submission, and
- Click the Submit Claim button at the bottom of the form.

Customer Service

contactus@superiorvision.com
800.507.3800

Monday—Friday 5:00 am to 6:00 pm PT
Saturday 8:00 am to 1:30 pm PT



SuperiorVision.com



SUPERIOR VISION
See yourself healthy.